

Stand Activity Summary for
Leake County BOE

Filters Applied: County: Leake
 Client Class: School Trust Land
 District: East Central District
 Client: Leake County BOE
 STR:
 Activity:
 Year: 2012 Through 2021

STR	Strata	Stand	Activity	Acre	Est. Cost	Est. Revenue
2012						
16 9N 8E	2	13	Site Preparation, Chemical, Broadcast, Machine, Combination	58	\$4,640.00	\$0.00
16 9N 8E	2	13	Site Preparation, Other, Burn, Hand, Debris	58	\$1,450.00	\$0.00
16 9N 8E	2	13	Regeneration, Artificial, Plant, Hand, Loblolly	58	\$6,380.00	\$0.00
16 9N 8E	2	13	Harvest, Mechanical, Final, Machine, Loblolly	58	\$870.00	\$119,306.00
16 9N 8E	3	15	Harvest, Mechanical, 1st Thin, Machine, Loblolly	72	\$1,080.00	\$22,104.00
16 9N 9E	1	2	Harvest, Mechanical, Final, Machine, Loblolly	92	\$1,380.00	\$97,745.40
16 9N 9E	2	7	Fire Protection, Other, Burn, Hand, Hazard Mitigation	46	\$1,610.00	\$0.00
16 9N 9E	2	9	Fire Protection, Other, Burn, Hand, Hazard Mitigation	3	\$102.90	\$0.00
16 9N 9E	2	13	Fire Protection, Other, Burn, Hand, Hazard Mitigation	75	\$2,625.00	\$0.00
16 11N 6E	2	5	Harvest, Mechanical, Final, Machine, Loblolly	13	\$195.00	\$29,835.00
16 11N 6E	2	9	Harvest, Mechanical, Final, Machine, Loblolly	45	\$675.00	\$105,255.00
16 11N 6E	2	10	Harvest, Mechanical, Final, Machine, Loblolly	14	\$210.00	\$9,338.00
16 11N 7E	5	6	Site Preparation, Chemical, Broadcast, Aerial, Woody	3	\$240.00	\$0.00
16 11N 7E	5	6	Regeneration, Artificial, Plant, Hand, Loblolly	3	\$330.00	\$0.00
16 11N 7E	5	6	Site Preparation, Other, Burn, Hand, Cut-Over	3	\$75.00	\$0.00
16 11N 7E	5	15	Site Preparation, Chemical, Broadcast, Aerial, Woody	71	\$5,676.80	\$0.00
16 11N 7E	5	15	Site Preparation, Other, Burn, Hand, Cut-Over	71	\$1,774.00	\$0.00
16 11N 7E	5	15	Regeneration, Artificial, Plant, Hand, Loblolly	71	\$7,805.60	\$0.00

STR	Strata	Stand	Activity	Acre	Est. Cost	Est. Revenue
16 11N 7E	5	17	Regeneration, Artificial, Plant, Hand, Loblolly	12	\$1,316.70	\$0.00
16 11N 7E	5	17	Site Preparation, Chemical, Broadcast, Aerial, Woody	12	\$957.60	\$0.00
16 11N 7E	5	17	Site Preparation, Other, Burn, Hand, Cut-Over	12	\$299.25	\$0.00
16 11N 9E	1	5	Site Preparation, Chemical, Broadcast, Aerial, Woody	52	\$4,160.00	\$0.00
16 11N 9E	1	5	Regeneration, Artificial, Plant, Hand, Loblolly	52	\$4,160.00	\$0.00
16 11N 9E	1	5	Site Preparation, Other, Burn, Hand, Cut-Over	52	\$1,300.00	\$0.00
16 11N 9E	1	6	Site Preparation, Other, Burn, Hand, Cut-Over	11	\$275.00	\$0.00
16 11N 9E	1	6	Site Preparation, Chemical, Broadcast, Aerial, Combination	11	\$880.00	\$0.00
16 11N 9E	1	6	Regeneration, Artificial, Plant, Hand, Loblolly	11	\$1,210.00	\$0.00
16 11N 9E	1	21	Site Preparation, Other, Burn, Hand, Cut-Over	32	\$809.25	\$0.00
16 11N 9E	1	21	Site Preparation, Chemical, Broadcast, Aerial, Woody	32	\$2,589.60	\$0.00
16 11N 9E	1	21	Regeneration, Artificial, Plant, Hand, Loblolly	32	\$3,520.00	\$0.00
16 11N 9E	1	22	Regeneration, Artificial, Plant, Hand, Loblolly	7	\$773.30	\$0.00
16 11N 9E	1	22	Site Preparation, Other, Burn, Hand, Cut-Over	7	\$175.75	\$0.00
16 11N 9E	1	22	Site Preparation, Chemical, Broadcast, Aerial, Woody	7	\$562.40	\$0.00
16 11N 9E	1	23	Regeneration, Artificial, Plant, Hand, Loblolly	6	\$660.00	\$0.00
16 11N 9E	1	23	Site Preparation, Other, Burn, Hand, Debris	6	\$150.00	\$0.00
16 11N 9E	1	23	Site Preparation, Chemical, Broadcast, Aerial, Combination	6	\$476.00	\$0.00
16 11N 9E	3	7	Fire Protection, Other, Burn, Hand, Hazard Mitigation	4	\$140.00	\$0.00
16 11N 9E	3	8	Fire Protection, Other, Burn, Hand, Hazard Mitigation	2	\$70.00	\$0.00
16 11N 9E	3	9	Fire Protection, Other, Burn, Hand, Hazard Mitigation	7	\$245.00	\$0.00
16 11N 9E	3	10	Fire Protection, Other, Burn, Hand, Hazard Mitigation	67	\$2,345.00	\$0.00
16 12N 7E	5	9	Regeneration, Artificial, Plant, Hand, Loblolly	36	\$3,960.00	\$0.00

STR	Strata	Stand	Activity	Acre	Est. Cost	Est. Revenue
16 12N 7E	5	9	Site Preparation, Chemical, Broadcast, Aerial, Woody	36	\$2,880.00	\$0.00
16 12N 7E	5	10	Regeneration, Artificial, Plant, Hand, Loblolly	104	\$11,464.20	\$0.00
16 12N 7E	5	10	Site Preparation, Chemical, Broadcast, Aerial, Woody	104	\$8,337.60	\$0.00
16 12N 7E	5	11	Regeneration, Artificial, Plant, Hand, Loblolly	3	\$377.30	\$0.00
16 12N 7E	5	11	Site Preparation, Other, Burn, Hand, Debris	3	\$75.00	\$0.00
16 12N 7E	5	11	Site Preparation, Chemical, Broadcast, Aerial, Woody	3	\$274.40	\$0.00
16 12N 8E	3	10	Fire Protection, Other, Burn, Hand, Hazard Mitigation	37	\$1,295.00	\$0.00

Yearly Totals

1.582

\$92,857.65

\$383,583.40

2013

16 9N 6E	1	8	Fire Protection, Other, Burn, Hand, Hazard Mitigation	94	\$2,350.00	\$0.00
16 9N 6E	1	11	Fire Protection, Other, Burn, Hand, Hazard Mitigation	101	\$2,525.00	\$0.00
16 9N 6E	1	16	Fire Protection, Other, Burn, Hand, Hazard Mitigation	115	\$2,871.25	\$0.00
16 9N 7E	2	10	Fire Protection, Other, Burn, Hand, Hazard Mitigation	67	\$1,675.00	\$0.00
16 9N 8E	1	14	Harvest, Mechanical, Final, Machine, Loblolly	55	\$1,925.00	\$81,455.00
16 9N 8E	6	10	Harvest, Mechanical, Final, Machine, Loblolly	21	\$735.00	\$35,511.00
16 9N 9E	1	2	Site Preparation, Chemical, Broadcast, Aerial, Combination	92	\$7,360.00	\$0.00
16 9N 9E	1	2	Site Preparation, Other, Burn, Hand, Debris	92	\$2,300.00	\$0.00
16 9N 9E	1	2	Regeneration, Artificial, Plant, Hand, Loblolly	92	\$10,120.00	\$0.00
16 9N 9E	2	7	Harvest, Mechanical, 1st Thin, Machine, Loblolly	46	\$1,610.00	\$7,590.00
16 9N 9E	2	9	Harvest, Mechanical, 1st Thin, Machine, Loblolly	3	\$105.00	\$495.00
16 9N 9E	2	13	Harvest, Mechanical, 1st Thin, Machine, Loblolly	75	\$2,625.00	\$16,875.00
16 10N 9E	6	15	Harvest, Mechanical, Thin, Machine, Loblolly	77	\$2,695.00	\$18,865.00
16 10N 9E	6	16	Harvest, Mechanical, Thin, Machine, Loblolly	32	\$1,120.00	\$7,200.00

STR	Strata	Stand	Activity	Acre	Est. Cost	Est. Revenue
16 10N 9E	6	17	Harvest, Mechanical, Thin, Machine, Loblolly	57	\$1,995.00	\$12,825.00
16 10N 9E	7	8	Fire Protection, Other, Burn, Hand, Fuel Reduction	5	\$125.00	\$0.00
16 10N 9E	7	9	Fire Protection, Other, Burn, Hand, Fuel Reduction	83	\$2,062.50	\$0.00
16 11N 6E	2	5	Site Preparation, Chemical, Broadcast, Aerial, Combination	13	\$1,040.00	\$0.00
16 11N 6E	2	5	Regeneration, Artificial, Plant, Hand, Loblolly	13	\$1,430.00	\$0.00
16 11N 6E	2	5	Site Preparation, Other, Burn, Hand, Debris	13	\$325.00	\$0.00
16 11N 6E	2	9	Site Preparation, Chemical, Broadcast, Aerial, Woody	45	\$3,600.00	\$0.00
16 11N 6E	2	9	Regeneration, Artificial, Plant, Hand, Loblolly	45	\$4,950.00	\$0.00
16 11N 6E	2	9	Site Preparation, Other, Burn, Hand, Combination	45	\$1,125.25	\$0.00
16 11N 6E	2	10	Regeneration, Artificial, Plant, Hand, Loblolly	14	\$1,540.00	\$0.00
16 11N 6E	2	10	Site Preparation, Other, Burn, Hand, Combination	14	\$350.00	\$0.00
16 11N 6E	2	10	Site Preparation, Chemical, Broadcast, Aerial, Woody	14	\$1,120.00	\$0.00
16 11N 8E	4	6	Regeneration, Artificial, Plant, Hand, Loblolly	63	\$6,615.00	\$0.00
16 11N 8E	4	6	Site Preparation, Chemical, Broadcast, Aerial, Combination	63	\$5,040.00	\$0.00
16 12N 6E	1	4	Fire Protection, Other, Burn, Hand, Fuel Reduction	82	\$2,050.00	\$0.00
16 12N 6E	3	1	Harvest, Mechanical, Final, Machine, Loblolly	65	\$2,275.00	\$97,552.00
16 12N 6E	3	7	Harvest, Mechanical, Final, Machine, Loblolly	28	\$980.00	\$47,572.00
16 12N 6E	4	3	Fire Protection, Other, Burn, Hand, Fuel Reduction	94	\$2,350.00	\$0.00
16 12N 7E	2	5	Fire Protection, Other, Burn, Hand, Fuel Reduction	145	\$3,625.00	\$0.00
16 12N 7E	3	1	Fire Protection, Other, Burn, Hand, Hazard Mitigation	2	\$50.00	\$0.00
16 12N 7E	3	2	Fire Protection, Other, Burn, Hand, Hazard Mitigation	1	\$36.00	\$0.00
16 12N 8E	1	18	Harvest, Mechanical, Final, Machine, Loblolly	40	\$1,400.00	\$67,000.00
16 12N 8E	2	4	Harvest, Mechanical, 1st Thin, Machine, Loblolly	2	\$70.00	\$460.00

STR	Strata	Stand	Activity	Acre	Est. Cost	Est. Revenue
16 9N 8E	1	14	Regeneration, Artificial, Plant, Hand, Loblolly	55	\$6,050.00	\$0.00
16 9N 8E	3	15	Fire Protection, Other, Burn, Hand, Hazard Mitigation	72	\$1,800.00	\$0.00
16 9N 8E	4	2	Fire Protection, Other, Burn, Hand, Hazard Mitigation	7	\$175.00	\$0.00
16 9N 8E	4	7	Fire Protection, Other, Burn, Hand, Hazard Mitigation	13	\$319.50	\$0.00
16 9N 8E	4	9	Fire Protection, Other, Burn, Hand, Hazard Mitigation	27	\$680.50	\$0.00
16 9N 8E	4	12	Fire Protection, Other, Burn, Hand, Hazard Mitigation	18	\$441.75	\$0.00
16 9N 8E	4	17	Fire Protection, Other, Burn, Hand, Hazard Mitigation	2	\$50.75	\$0.00
16 9N 8E	6	10	Site Preparation, Other, Burn, Hand, Debris	21	\$525.00	\$0.00
16 9N 8E	6	10	Regeneration, Artificial, Plant, Hand, Loblolly	21	\$2,310.00	\$0.00
16 9N 8E	6	10	Site Preparation, Chemical, Broadcast, Aerial, Combination	21	\$1,680.00	\$0.00
16 10N 6E	3	4	Harvest, Mechanical, 1st Thin, Machine, Loblolly	38	\$1,330.00	\$17,594.00
16 10N 6E	4	2	Harvest, Mechanical, 1st Thin, Machine, Loblolly	31	\$1,085.00	\$7,285.00
16 11N 6E	2	3	Harvest, Mechanical, Final, Machine, Loblolly	103	\$3,605.00	\$185,297.00
16 11N 6E	2	6	Harvest, Mechanical, Final, Machine, Loblolly	12	\$420.00	\$18,900.00
16 11N 6E	2	7	Harvest, Mechanical, Final, Machine, Loblolly	5	\$175.00	\$8,815.00
16 11N 6E	2	10	Harvest, Mechanical, Final, Machine, Loblolly	18	\$630.00	\$7,551.00
16 11N 6E	2	11	Harvest, Mechanical, Final, Machine, Loblolly	5	\$175.00	\$3,495.00
16 11N 7E	1	9	Fire Protection, Other, Burn, Hand, Fuel Reduction	75	\$1,875.00	\$0.00
16 11N 7E	1	10	Fire Protection, Other, Burn, Hand, Fuel Reduction	74	\$1,850.00	\$0.00
16 11N 7E	2	11	Harvest, Mechanical, Final, Machine, Loblolly	2	\$70.00	\$788.00
16 11N 7E	2	12	Harvest, Mechanical, Final, Machine, Loblolly	4	\$140.00	\$1,576.00
16 11N 7E	2	13	Harvest, Mechanical, Final, Machine, Loblolly	1	\$24.15	\$271.86
16 11N 7E	3	1	Fire Protection, Other, Burn, Hand, Fuel Reduction	159	\$3,975.00	\$0.00

STR	Strata	Stand	Activity	Acre	Est. Cost	Est. Revenue
16 11N 7E	4	14	Fire Protection, Other, Burn, Hand, Fuel Reduction	160	\$4,000.00	\$0.00
16 11N 7E	5	16	Harvest, Mechanical, Final, Machine, Misc Pine	68	\$2,380.00	\$107,780.00
16 12N 6E	3	1	Site Preparation, Chemical, Broadcast, Aerial, Woody	65	\$5,200.00	\$0.00
16 12N 6E	3	1	Regeneration, Artificial, Plant, Hand, Loblolly	65	\$7,150.00	\$0.00
16 12N 6E	3	1	Site Preparation, Other, Burn, Hand, Debris	65	\$1,625.00	\$0.00
16 12N 6E	3	7	Regeneration, Artificial, Plant, Hand, Loblolly	28	\$3,050.30	\$0.00
16 12N 6E	3	7	Site Preparation, Chemical, Broadcast, Aerial, Woody	28	\$2,218.40	\$0.00
16 12N 6E	3	7	Site Preparation, Other, Burn, Hand, Debris	28	\$693.25	\$0.00
16 12N 7E	2	5	Harvest, Mechanical, Thin, Machine, Loblolly	145	\$5,075.00	\$17,400.00
16 12N 7E	3	1	Harvest, Mechanical, 1st Thin, Machine, Loblolly	2	\$85.75	\$360.15
16 12N 7E	3	2	Harvest, Mechanical, 1st Thin, Machine, Loblolly	1	\$35.00	\$147.00
16 12N 8E	1	18	Site Preparation, Other, Burn, Hand, Debris	40	\$1,000.00	\$0.00
16 12N 8E	1	18	Regeneration, Artificial, Plant, Hand, Loblolly	40	\$4,400.00	\$0.00
16 12N 8E	1	18	Site Preparation, Chemical, Broadcast, Aerial, Combination	40	\$3,200.00	\$0.00
16 12N 8E	4	7	Harvest, Mechanical, Thin, Machine, Loblolly	12	\$405.65	\$2,433.90
16 12N 8E	4	9	Harvest, Mechanical, Thin, Machine, Loblolly	84	\$2,940.00	\$17,640.00
16 12N 8E	4	11	Harvest, Mechanical, Thin, Machine, Loblolly	4	\$140.00	\$644.32
16 12N 8E	4	12	Harvest, Mechanical, Thin, Machine, Loblolly	11	\$385.00	\$5,865.20
16 12N 8E	4	13	Harvest, Mechanical, Thin, Machine, Loblolly	9	\$315.00	\$2,358.00

Yearly Totals 2.200 \$92,323.75 \$463,801.43

2015

16 9N 6E	7	13	Harvest, Mechanical, 1st Thin, Machine, Loblolly	19	\$665.00	\$3,135.00
16 9N 6E	7	15	Harvest, Mechanical, 1st Thin, Machine, Loblolly	69	\$2,415.00	\$11,385.00

STR	Strata	Stand	Activity	Acre	Est. Cost	Est. Revenue
16 9N 6E	8	12	Harvest, Mechanical, 1st Thin, Machine, Loblolly	36	\$1,260.00	\$9,972.00
16 9N 6E	8	14	Harvest, Mechanical, 1st Thin, Machine, Loblolly	4	\$140.00	\$1,108.00
16 9N 7E	1	9	Fire Protection, Other, Burn, Hand, Hazard Mitigation	29	\$725.00	\$0.00
16 9N 7E	1	11	Fire Protection, Other, Burn, Hand, Hazard Mitigation	6	\$151.50	\$0.00
16 9N 7E	1	13	Fire Protection, Other, Burn, Hand, Hazard Mitigation	270	\$6,738.00	\$0.00
16 9N 7E	2	5	Fire Protection, Other, Burn, Hand, Hazard Mitigation	114	\$2,850.00	\$0.00
16 9N 7E	2	6	Fire Protection, Other, Burn, Hand, Hazard Mitigation	1	\$25.00	\$0.00
16 9N 7E	2	7	Fire Protection, Other, Burn, Hand, Hazard Mitigation	4	\$100.00	\$0.00
16 9N 7E	2	8	Fire Protection, Other, Burn, Hand, Hazard Mitigation	63	\$1,575.00	\$0.00
16 9N 7E	2	12	Fire Protection, Other, Burn, Hand, Hazard Mitigation	7	\$175.00	\$0.00
16 9N 9E	1	2	Harvest, Mechanical, Final, Machine, Loblolly	49	\$1,715.00	\$107,261.00
16 10N 6E	2	6	Harvest, Mechanical, Final, Machine, Loblolly	40	\$1,400.00	\$55,080.00
16 10N 6E	6	5	Harvest, Mechanical, Final, Machine, Loblolly	6	\$210.00	\$8,400.00
16 10N 6E	7	9	Harvest, Mechanical, Final, Machine, Misc Hardwood	61	\$2,135.00	\$79,361.00
16 10N 8E	1	3	Harvest, Mechanical, Final, Machine, Misc Hardwood	44	\$1,540.00	\$70,532.00
16 11N 6E	2	3	Site Preparation, Chemical, Broadcast, Aerial, Woody	103	\$8,240.00	\$0.00
16 11N 6E	2	3	Site Preparation, Other, Burn, Hand, Combination	103	\$2,575.00	\$0.00
16 11N 6E	2	3	Regeneration, Artificial, Plant, Hand, Loblolly	103	\$11,330.00	\$0.00
16 11N 6E	2	6	Site Preparation, Chemical, Broadcast, Aerial, Woody	12	\$945.60	\$0.00
16 11N 6E	2	6	Regeneration, Artificial, Plant, Hand, Loblolly	12	\$1,320.00	\$0.00
16 11N 6E	2	6	Site Preparation, Other, Burn, Hand, Combination	12	\$300.00	\$0.00
16 11N 6E	2	7	Regeneration, Artificial, Plant, Hand, Loblolly	5	\$534.60	\$0.00
16 11N 6E	2	7	Site Preparation, Other, Burn, Hand, Combination	5	\$125.00	\$0.00

STR	Strata	Stand	Activity	Acre	Est. Cost	Est. Revenue
16 11N 6E	2	7	Site Preparation, Chemical, Broadcast, Aerial, Woody	5	\$400.00	\$0.00
16 11N 6E	2	10	Site Preparation, Chemical, Broadcast, Aerial, Combination	18	\$1,440.00	\$0.00
16 11N 6E	2	10	Site Preparation, Other, Burn, Hand, Debris	18	\$450.00	\$0.00
16 11N 6E	2	10	Regeneration, Artificial, Plant, Hand, Loblolly	18	\$1,980.00	\$0.00
16 11N 6E	2	11	Regeneration, Artificial, Plant, Hand, Loblolly	5	\$550.00	\$0.00
16 11N 6E	2	11	Site Preparation, Other, Burn, Hand, Combination	5	\$125.00	\$0.00
16 11N 6E	2	11	Site Preparation, Chemical, Broadcast, Aerial, Woody	5	\$400.00	\$0.00
16 11N 7E	1	9	Harvest, Mechanical, Thin, Machine, Loblolly	75	\$2,625.00	\$19,950.00
16 11N 7E	1	10	Harvest, Mechanical, Thin, Machine, Loblolly	74	\$2,590.00	\$21,978.00
16 11N 7E	2	11	Regeneration, Artificial, Plant, Hand, Loblolly	2	\$220.00	\$0.00
16 11N 7E	2	11	Site Preparation, Chemical, Broadcast, Aerial, Combination	2	\$160.00	\$0.00
16 11N 7E	2	12	Regeneration, Artificial, Plant, Hand, Loblolly	4	\$440.00	\$0.00
16 11N 7E	2	12	Site Preparation, Chemical, Broadcast, Aerial, Combination	4	\$440.00	\$0.00
16 11N 7E	2	13	Site Preparation, Chemical, Broadcast, Aerial, Combination	1	\$80.00	\$0.00
16 11N 7E	2	13	Regeneration, Artificial, Plant, Hand, Loblolly	1	\$110.00	\$0.00
16 11N 7E	5	16	Site Preparation, Other, Burn, Hand, Debris	68	\$1,700.00	\$0.00
16 11N 7E	5	16	Site Preparation, Chemical, Broadcast, Aerial, Combination	68	\$5,440.00	\$0.00
16 11N 7E	5	16	Regeneration, Artificial, Plant, Hand, Loblolly	68	\$7,480.00	\$0.00
16 12N 6E	4	3	Harvest, Mechanical, Thin, Machine, Misc Hardwood	94	\$3,290.00	\$85,164.00
Yearly Totals				1.711	\$79,109.70	\$473,326.00
2016						
16 9N 6E	1	8	Fire Protection, Other, Burn, Hand, Hazard Mitigation	94	\$2,350.00	\$0.00
16 9N 6E	1	11	Fire Protection, Other, Burn, Hand, Hazard Mitigation	101	\$2,525.00	\$0.00

STR	Strata	Stand	Activity	Acre	Est. Cost	Est. Revenue
16 9N 6E	1	16	Fire Protection, Other, Burn, Hand, Hazard Mitigation	115	\$2,871.25	\$0.00
16 9N 8E	1	14	Harvest, Mechanical, Final, Machine, Loblolly	56	\$1,960.00	\$95,256.00
16 9N 8E	4	2	Harvest, Mechanical, 2nd Thin, Machine, Loblolly	7	\$245.00	\$1,575.00
16 9N 8E	4	7	Harvest, Mechanical, 2nd Thin, Machine, Loblolly	13	\$447.30	\$2,619.90
16 9N 8E	4	9	Harvest, Mechanical, 2nd Thin, Machine, Loblolly	27	\$945.00	\$5,535.00
16 9N 8E	4	12	Harvest, Mechanical, 2nd Thin, Machine, Loblolly	18	\$630.00	\$4,050.00
16 9N 8E	4	17	Harvest, Mechanical, 2nd Thin, Machine, Loblolly	2	\$70.00	\$426.00
16 9N 9E	1	2	Site Preparation, Other, Burn, Hand, Debris	49	\$1,225.00	\$0.00
16 9N 9E	1	2	Regeneration, Artificial, Plant, Hand, Loblolly	49	\$5,390.00	\$0.00
16 9N 9E	1	2	Site Preparation, Chemical, Broadcast, Aerial, Combination	49	\$3,920.00	\$0.00
16 10N 6E	2	6	Site Preparation, Chemical, Broadcast, Aerial, Combination	40	\$3,200.00	\$0.00
16 10N 6E	2	6	Regeneration, Artificial, Plant, Hand, Loblolly	40	\$4,400.00	\$0.00
16 10N 6E	2	6	Site Preparation, Other, Burn, Hand, Debris	40	\$1,000.00	\$0.00
16 10N 6E	6	5	Regeneration, Artificial, Plant, Hand, Loblolly	6	\$660.00	\$0.00
16 10N 6E	6	5	Site Preparation, Other, Burn, Hand, Debris	6	\$150.00	\$0.00
16 10N 6E	6	5	Site Preparation, Chemical, Broadcast, Aerial, Combination	6	\$480.00	\$0.00
16 10N 6E	7	8	Harvest, Mechanical, Final, Machine, Loblolly	14	\$490.00	\$17,850.00
16 10N 6E	7	9	Site Preparation, Other, Burn, Hand, Debris	61	\$1,525.00	\$0.00
16 10N 6E	7	9	Regeneration, Artificial, Plant, Hand, Loblolly	61	\$6,710.00	\$0.00
16 10N 6E	7	9	Site Preparation, Chemical, Broadcast, Aerial, Combination	61	\$4,880.00	\$0.00
16 10N 8E	1	3	Regeneration, Artificial, Plant, Hand, Loblolly	40	\$4,400.00	\$0.00
16 10N 8E	1	3	Site Preparation, Other, Burn, Hand, Debris	40	\$1,000.00	\$0.00
16 10N 8E	1	3	Site Preparation, Chemical, Broadcast, Aerial, Combination	40	\$3,200.00	\$0.00

STR	Strata	Stand	Activity	Acre	Est. Cost	Est. Revenue
16 10N 9E	3	12	Fire Protection, Other, Burn, Hand, Fuel Reduction	19	\$475.00	\$0.00
16 10N 9E	3	13	Fire Protection, Other, Burn, Hand, Fuel Reduction	31	\$776.75	\$0.00
16 10N 9E	6	15	Fire Protection, Other, Burn, Hand, Fuel Reduction	77	\$1,925.00	\$0.00
16 10N 9E	6	16	Fire Protection, Other, Burn, Hand, Fuel Reduction	32	\$800.00	\$0.00
16 10N 9E	6	17	Fire Protection, Other, Burn, Hand, Fuel Reduction	57	\$1,431.75	\$0.00
16 11N 9E	1	3	Harvest, Mechanical, Final, Machine, Loblolly	13	\$455.00	\$13,065.00
16 11N 9E	1	11	Harvest, Mechanical, Final, Machine, Loblolly	22	\$770.00	\$39,930.00
16 11N 9E	1	15	Harvest, Mechanical, Final, Machine, Loblolly	2	\$70.00	\$3,490.00
16 11N 9E	1	18	Harvest, Mechanical, Final, Machine, Loblolly	9	\$315.00	\$11,025.00
16 11N 9E	3	7	Harvest, Mechanical, Final, Machine, Loblolly	4	\$140.00	\$1,772.00
16 12N 6E	1	4	Harvest, Mechanical, Final, Machine, Misc Pine	82	\$2,870.00	\$97,170.00
16 12N 6E	2	5	Fire Protection, Other, Burn, Hand, Fuel Reduction	297	\$7,425.00	\$0.00
16 12N 6E	5	6	Fire Protection, Other, Burn, Hand, Fuel Reduction	53	\$1,325.00	\$0.00

Yearly Totals 1.733 \$73,452.05 \$293,763.90

2017

16 9N 8E	1	14	Site Preparation, Other, Burn, Hand, Debris	56	\$1,400.00	\$0.00
16 9N 8E	1	14	Regeneration, Artificial, Plant, Hand, Loblolly	56	\$6,160.00	\$0.00
16 9N 8E	1	14	Site Preparation, Chemical, Broadcast, Aerial, Combination	56	\$4,480.00	\$0.00
16 9N 9E	1	2	Harvest, Mechanical, Final, Machine, Loblolly	40	\$1,400.00	\$87,560.00
16 10N 6E	7	8	Site Preparation, Other, Burn, Hand, Debris	14	\$350.00	\$0.00
16 10N 6E	7	8	Regeneration, Artificial, Plant, Hand, Loblolly	14	\$1,540.00	\$0.00
16 10N 6E	7	8	Site Preparation, Chemical, Broadcast, Aerial, Combination	14	\$1,120.00	\$0.00
16 10N 6E	7	9	Harvest, Mechanical, Final, Machine, Loblolly	60	\$2,100.00	\$64,620.00

STR	Strata	Stand	Activity	Acre	Est. Cost	Est. Revenue
16 10N 8E	2	16	Harvest, Mechanical, Thin, Machine, Loblolly	36	\$1,260.00	\$8,964.00
16 10N 8E	2	17	Harvest, Mechanical, Thin, Machine, Loblolly	2	\$70.00	\$116.00
16 10N 8E	2	23	Harvest, Mechanical, Thin, Machine, Loblolly	4	\$140.00	\$916.00
16 10N 8E	2	24	Harvest, Mechanical, Thin, Machine, Loblolly	2	\$70.00	\$364.00
16 10N 8E	2	25	Harvest, Mechanical, Thin, Machine, Loblolly	2	\$70.00	\$540.00
16 10N 8E	2	26	Harvest, Mechanical, Thin, Machine, Loblolly	28	\$980.00	\$4,424.00
16 10N 8E	2	27	Harvest, Mechanical, Thin, Machine, Loblolly	17	\$595.00	\$2,958.00
16 10N 9E	2	1	Harvest, Mechanical, Final, Machine, Loblolly	65	\$2,275.00	\$94,705.00
16 10N 9E	2	11	Harvest, Mechanical, Final, Machine, Misc Pine	40	\$1,400.00	\$50,120.00
16 10N 9E	7	8	Harvest, Mechanical, 2nd Thin, Machine, Loblolly	5	\$175.00	\$1,690.00
16 10N 9E	7	9	Harvest, Mechanical, 2nd Thin, Machine, Loblolly	83	\$2,905.00	\$26,020.50
16 11N 7E	4	14	Fire Protection, Other, Burn, Hand, Fuel Reduction	160	\$4,000.00	\$0.00
16 11N 9E	1	3	Site Preparation, Chemical, Broadcast, Aerial, Woody	13	\$1,040.00	\$0.00
16 11N 9E	1	3	Regeneration, Artificial, Plant, Hand, Loblolly	13	\$1,430.00	\$0.00
16 11N 9E	1	3	Site Preparation, Other, Burn, Hand, Cut-Over	13	\$325.00	\$0.00
16 11N 9E	1	11	Site Preparation, Chemical, Broadcast, Aerial, Combination	22	\$1,760.00	\$0.00
16 11N 9E	1	11	Regeneration, Artificial, Plant, Hand, Loblolly	22	\$2,420.00	\$0.00
16 11N 9E	1	15	Regeneration, Artificial, Plant, Hand, Loblolly	2	\$220.00	\$0.00
16 11N 9E	1	15	Site Preparation, Chemical, Broadcast, Aerial, Combination	2	\$160.00	\$0.00
16 11N 9E	1	18	Site Preparation, Chemical, Broadcast, Aerial, Woody	9	\$720.00	\$0.00
16 11N 9E	1	18	Regeneration, Artificial, Plant, Hand, Loblolly	9	\$990.00	\$0.00
16 11N 9E	1	18	Site Preparation, Other, Burn, Hand, Cut-Over	9	\$225.00	\$0.00
16 11N 9E	3	7	Regeneration, Artificial, Plant, Hand, Loblolly	4	\$440.00	\$0.00

STR	Strata	Stand	Activity	Acre	Est. Cost	Est. Revenue
16 11N 9E	3	7	Site Preparation, Chemical, Broadcast, Aerial, Combination	4	\$320.00	\$0.00
16 12N 6E	1	4	Regeneration, Artificial, Plant, Hand, Loblolly	82	\$9,020.00	\$0.00
16 12N 6E	1	4	Site Preparation, Chemical, Broadcast, Aerial, Combination	82	\$6,560.00	\$0.00
16 12N 6E	4	3	Fire Protection, Other, Burn, Hand, Fuel Reduction	94	\$2,350.00	\$0.00
16 12N 7E	4	7	Harvest, Mechanical, Thin, Machine, Loblolly	33	\$1,155.00	\$6,930.00
16 12N 7E	4	15	Harvest, Mechanical, Thin, Machine, Loblolly	39	\$1,365.00	\$7,215.00
16 12N 8E	2	4	Fire Protection, Other, Burn, Hand, Fuel Reduction	2	\$50.00	\$0.00
16 12N 8E	2	5	Fire Protection, Other, Burn, Hand, Fuel Reduction	39	\$980.75	\$0.00
16 12N 8E	4	7	Fire Protection, Other, Burn, Hand, Fuel Reduction	12	\$300.00	\$0.00
16 12N 8E	4	9	Fire Protection, Other, Burn, Hand, Fuel Reduction	84	\$2,100.50	\$0.00
16 12N 8E	4	11	Fire Protection, Other, Burn, Hand, Fuel Reduction	4	\$107.75	\$0.00
16 12N 8E	4	12	Fire Protection, Other, Burn, Hand, Fuel Reduction	11	\$277.25	\$0.00
16 12N 8E	4	13	Fire Protection, Other, Burn, Hand, Fuel Reduction	9	\$212.75	\$0.00
16 12N 8E	5	1	Harvest, Mechanical, Thin, Machine, Loblolly	59	\$2,065.00	\$12,095.00
16 12N 8E	5	2	Harvest, Mechanical, Thin, Machine, Loblolly	7	\$235.55	\$1,514.25
16 12N 8E	5	3	Harvest, Mechanical, Thin, Machine, Loblolly	19	\$665.00	\$4,275.00

Yearly Totals 1.452 \$69,984.55 \$375,026.75

2018

16 9N 7E	1	9	Harvest, Mechanical, 2nd Thin, Machine, Loblolly	29	\$1,015.00	\$5,945.00
16 9N 7E	1	11	Harvest, Mechanical, 2nd Thin, Machine, Loblolly	6	\$210.00	\$1,230.00
16 9N 7E	1	13	Harvest, Mechanical, 2nd Thin, Machine, Loblolly	270	\$9,450.00	\$55,350.00
16 9N 7E	3	4	Harvest, Mechanical, 2nd Thin, Machine, Loblolly	28	\$980.00	\$6,860.00
16 9N 9E	1	2	Regeneration, Artificial, Plant, Hand, Loblolly	40	\$4,400.00	\$0.00

STR	Strata	Stand	Activity	Acre	Est. Cost	Est. Revenue
16 9N 9E	1	2	Site Preparation, Other, Burn, Hand, Debris	40	\$1,000.00	\$0.00
16 9N 9E	1	2	Site Preparation, Chemical, Broadcast, Aerial, Combination	40	\$3,200.00	\$0.00
16 10N 6E	7	9	Site Preparation, Other, Burn, Hand, Debris	60	\$1,500.00	\$0.00
16 10N 6E	7	9	Site Preparation, Chemical, Broadcast, Aerial, Combination	60	\$4,800.00	\$0.00
16 10N 6E	7	9	Regeneration, Artificial, Plant, Hand, Loblolly	60	\$6,600.00	\$0.00
16 10N 9E	1	10	Harvest, Mechanical, Final, Machine, Loblolly	7	\$245.00	\$5,586.00
16 10N 9E	2	1	Site Preparation, Chemical, Broadcast, Aerial, Combination	65	\$5,200.00	\$0.00
16 10N 9E	2	1	Site Preparation, Other, Burn, Hand, Debris	65	\$1,625.00	\$0.00
16 10N 9E	2	1	Regeneration, Artificial, Plant, Hand, Loblolly	65	\$7,150.00	\$0.00
16 10N 9E	2	11	Regeneration, Artificial, Plant, Hand, Loblolly	40	\$4,400.00	\$0.00
16 10N 9E	2	11	Site Preparation, Other, Burn, Hand, Debris	40	\$1,000.00	\$0.00
16 10N 9E	2	11	Harvest, Mechanical, Final, Machine, Misc Pine	28	\$980.00	\$32,284.00
16 10N 9E	2	11	Site Preparation, Chemical, Broadcast, Aerial, Combination	40	\$3,200.00	\$0.00
16 10N 9E	3	12	Harvest, Mechanical, Thin, Machine, Loblolly	19	\$665.00	\$3,971.00
16 11N 7E	3	1	Harvest, Mechanical, Final, Machine, Loblolly	80	\$2,800.00	\$86,400.00
16 11N 7E	4	14	Harvest, Mechanical, Final, Machine, Loblolly	80	\$2,800.00	\$84,880.00

Yearly Totals 1.162 \$63,220.00 \$282,506.00

2019

16 9N 8E	1	14	Harvest, Mechanical, Final, Machine, Loblolly	45	\$1,575.00	\$74,520.00
16 9N 8E	3	15	Harvest, Mechanical, 2nd Thin, Machine, Loblolly	72	\$2,520.00	\$29,376.00
16 10N 8E	1	3	Harvest, Mechanical, Final, Machine, Misc Hardwood	38	\$1,330.00	\$60,914.00
16 10N 8E	1	20	Harvest, Mechanical, Final, Machine, Misc Hardwood	4	\$123.20	\$5,642.56
16 10N 9E	1	10	Site Preparation, Other, Burn, Hand, Debris	7	\$175.00	\$0.00

STR	Strata	Stand	Activity	Acre	Est. Cost	Est. Revenue
16 10N 9E	1	10	Regeneration, Artificial, Plant, Hand, Loblolly	7	\$770.00	\$0.00
16 10N 9E	1	10	Site Preparation, Chemical, Broadcast, Aerial, Combination	7	\$560.00	\$0.00
16 10N 9E	2	11	Regeneration, Artificial, Plant, Hand, Loblolly	28	\$3,080.00	\$0.00
16 10N 9E	2	11	Site Preparation, Chemical, Broadcast, Aerial, Combination	28	\$2,240.00	\$0.00
16 10N 9E	2	11	Site Preparation, Other, Burn, Hand, Debris	28	\$700.00	\$0.00
16 11N 6E	2	3	Harvest, Mechanical, Final, Machine, Loblolly	57	\$1,995.00	\$102,543.00
16 11N 6E	2	10	Harvest, Mechanical, Final, Machine, Loblolly	17	\$595.00	\$11,339.00
16 11N 6E	2	11	Harvest, Mechanical, Final, Machine, Loblolly	10	\$350.00	\$6,990.00
16 11N 7E	3	1	Fire Protection, Other, Burn, Hand, Fuel Reduction	159	\$3,975.00	\$0.00
16 11N 7E	3	1	Site Preparation, Chemical, Broadcast, Aerial, Woody	80	\$6,400.00	\$0.00
16 11N 7E	3	1	Regeneration, Artificial, Plant, Hand, Loblolly	80	\$8,800.00	\$0.00
16 11N 7E	4	14	Regeneration, Artificial, Plant, Hand, Loblolly	80	\$8,800.00	\$0.00
16 11N 7E	4	14	Site Preparation, Chemical, Broadcast, Aerial, Combination	80	\$6,400.00	\$0.00
16 11N 7E	4	14	Site Preparation, Other, Burn, Hand, Debris	80	\$2,000.00	\$0.00
16 11N 9E	3	10	Harvest, Mechanical, Thin, Machine, Loblolly	67	\$2,345.00	\$17,085.00
16 12N 8E	1	15	Harvest, Mechanical, Final, Machine, Loblolly	40	\$1,400.00	\$67,000.00
16 12N 8E	1	19	Harvest, Mechanical, Final, Machine, Loblolly	9	\$315.00	\$15,075.00
16 12N 9E	2	4	Fire Protection, Other, Burn, Hand, Hazard Mitigation	81	\$2,025.00	\$0.00
16 12N 9E	2	5	Fire Protection, Other, Burn, Hand, Hazard Mitigation	10	\$248.25	\$0.00
16 12N 9E	2	6	Fire Protection, Other, Burn, Hand, Hazard Mitigation	159	\$3,963.75	\$0.00
16 12N 9E	2	10	Fire Protection, Other, Burn, Hand, Hazard Mitigation	8	\$207.25	\$0.00
16 12N 9E	2	14	Fire Protection, Other, Burn, Hand, Hazard Mitigation	81	\$2,030.00	\$0.00
16 12N 9E	2	15	Fire Protection, Other, Burn, Hand, Hazard Mitigation	2	\$56.25	\$0.00

STR	Strata	Stand	Activity	Acre	Est. Cost	Est. Revenue
16 12N 9E	3	8	Fire Protection, Other, Burn, Hand, Hazard Mitigation	61	\$1,525.00	\$0.00
16 12N 9E	3	11	Fire Protection, Other, Burn, Hand, Hazard Mitigation	92	\$2,300.00	\$0.00
Yearly Totals				1.517	\$68,803.70	\$390,484.56
2020						
16 9N 6E	1	8	Harvest, Mechanical, 2nd Thin, Machine, Loblolly	94	\$3,275.30	\$27,793.26
16 9N 6E	1	11	Harvest, Mechanical, 2nd Thin, Machine, Loblolly	101	\$3,535.00	\$29,997.00
16 9N 6E	1	16	Harvest, Mechanical, 2nd Thin, Machine, Loblolly	115	\$4,025.00	\$34,155.00
16 9N 8E	1	14	Regeneration, Artificial, Plant, Hand, Loblolly	45	\$4,950.00	\$0.00
16 9N 8E	1	14	Site Preparation, Other, Burn, Hand, Debris	45	\$1,125.00	\$0.00
16 9N 8E	1	14	Site Preparation, Chemical, Broadcast, Aerial, Combination	45	\$3,600.00	\$0.00
16 10N 8E	1	2	Harvest, Mechanical, Final, Machine, Loblolly	10	\$350.00	\$17,820.00
16 10N 8E	1	3	Harvest, Mechanical, Final, Machine, Misc Hardwood	8	\$280.00	\$12,824.00
16 10N 8E	1	3	Regeneration, Artificial, Plant, Hand, Loblolly	38	\$4,180.00	\$0.00
16 10N 8E	1	3	Site Preparation, Other, Burn, Hand, Debris	38	\$950.00	\$0.00
16 10N 8E	1	3	Site Preparation, Chemical, Broadcast, Aerial, Combination	38	\$3,040.00	\$0.00
16 10N 8E	1	18	Harvest, Mechanical, Final, Machine, Loblolly	10	\$350.00	\$16,030.00
16 10N 8E	1	19	Harvest, Mechanical, Final, Machine, Loblolly	4	\$140.00	\$6,412.00
16 10N 8E	1	21	Harvest, Mechanical, Final, Machine, Loblolly	6	\$210.00	\$6,498.00
16 10N 8E	1	22	Harvest, Mechanical, Final, Machine, Loblolly	13	\$455.00	\$20,839.00
16 11N 6E	2	3	Site Preparation, Chemical, Broadcast, Aerial, Woody	57	\$4,560.00	\$0.00
16 11N 6E	2	3	Regeneration, Artificial, Plant, Hand, Loblolly	57	\$6,270.00	\$0.00
16 11N 6E	2	10	Regeneration, Artificial, Plant, Machine, Loblolly	17	\$1,870.00	\$0.00
16 11N 6E	2	10	Site Preparation, Other, Burn, Hand, Debris	17	\$425.00	\$0.00

STR	Strata	Stand	Activity	Acre	Est. Cost	Est. Revenue
16 11N 6E	2	10	Site Preparation, Chemical, Broadcast, Aerial, Combination	17	\$1,360.00	\$0.00
16 11N 6E	2	11	Regeneration, Artificial, Plant, Hand, Loblolly	10	\$1,100.00	\$0.00
16 11N 6E	2	11	Site Preparation, Other, Burn, Hand, Debris	10	\$250.00	\$0.00
16 11N 6E	2	11	Site Preparation, Chemical, Broadcast, Aerial, Combination	10	\$800.00	\$0.00
16 11N 8E	1	2	Harvest, Mechanical, Final, Machine, Loblolly	10	\$350.00	\$9,950.00
16 11N 8E	1	3	Harvest, Mechanical, Final, Machine, Loblolly	7	\$245.00	\$6,965.00
16 11N 8E	1	4	Harvest, Mechanical, Final, Machine, Loblolly	2	\$70.00	\$1,858.00
16 11N 8E	1	5	Harvest, Mechanical, Final, Machine, Loblolly	4	\$140.00	\$3,716.00
16 11N 8E	1	7	Harvest, Mechanical, Final, Machine, Loblolly	80	\$2,800.00	\$83,920.00
16 11N 8E	1	11	Harvest, Mechanical, Final, Machine, Loblolly	17	\$595.00	\$15,793.00
16 11N 8E	1	14	Harvest, Mechanical, Final, Machine, Loblolly	2	\$70.00	\$1,990.00
16 11N 8E	1	15	Harvest, Mechanical, Final, Machine, Loblolly	4	\$140.00	\$4,940.00
16 11N 9E	1	11	Harvest, Mechanical, Final, Machine, Loblolly	38	\$1,330.00	\$54,910.00
16 11N 9E	1	12	Harvest, Mechanical, Final, Machine, Loblolly	11	\$385.00	\$16,049.00
16 11N 9E	1	13	Harvest, Mechanical, Final, Machine, Loblolly	7	\$245.00	\$11,095.00
16 12N 8E	1	15	Site Preparation, Chemical, Broadcast, Aerial, Combination	40	\$3,200.00	\$0.00
16 12N 8E	1	15	Regeneration, Artificial, Plant, Hand, Loblolly	40	\$4,400.00	\$0.00
16 12N 8E	1	19	Regeneration, Artificial, Plant, Hand, Loblolly	9	\$990.00	\$0.00
16 12N 8E	1	19	Site Preparation, Chemical, Broadcast, Aerial, Combination	9	\$684.00	\$0.00
16 12N 9E	2	4	Harvest, Mechanical, 1st Thin, Machine, Loblolly	81	\$2,825.20	\$9,686.40
16 12N 9E	2	5	Harvest, Mechanical, 1st Thin, Machine, Loblolly	10	\$350.00	\$1,200.00
16 12N 9E	2	6	Harvest, Mechanical, 1st Thin, Machine, Loblolly	159	\$5,565.00	\$19,080.00
16 12N 9E	2	10	Harvest, Mechanical, 1st Thin, Machine, Loblolly	8	\$290.15	\$994.80

STR	Strata	Stand	Activity	Acre	Est. Cost	Est. Revenue
16 12N 9E	2	14	Harvest, Mechanical, 1st Thin, Machine, Loblolly	81	\$2,835.00	\$9,720.00
16 12N 9E	2	15	Harvest, Mechanical, 1st Thin, Machine, Loblolly	2	\$78.75	\$270.00
16 12N 9E	3	8	Harvest, Mechanical, 1st Thin, Machine, Loblolly	61	\$2,135.00	\$8,540.00
16 12N 9E	3	11	Harvest, Mechanical, 1st Thin, Machine, Loblolly	92	\$3,220.00	\$11,040.00

Yearly Totals

1.578

\$80,043.40

\$444,085.46

2021

16 9N 7E	2	5	Harvest, Mechanical, 2nd Thin, Machine, Loblolly	114	\$3,990.00	\$26,106.00
16 9N 7E	2	6	Harvest, Mechanical, 2nd Thin, Machine, Loblolly	1	\$35.00	\$229.00
16 9N 7E	2	7	Harvest, Mechanical, 2nd Thin, Machine, Loblolly	4	\$140.00	\$884.00
16 9N 7E	2	8	Harvest, Mechanical, 2nd Thin, Machine, Loblolly	63	\$2,205.00	\$13,923.00
16 9N 7E	2	10	Harvest, Mechanical, 2nd Thin, Machine, Loblolly	67	\$2,345.00	\$14,807.00
16 9N 7E	2	12	Harvest, Mechanical, 2nd Thin, Machine, Loblolly	7	\$245.00	\$1,547.00
16 9N 9E	1	2	Harvest, Mechanical, Final, Machine, Loblolly	45	\$1,575.00	\$98,505.00
16 9N 9E	1	10	Harvest, Mechanical, Final, Machine, Loblolly	8	\$280.00	\$18,120.00
16 9N 9E	1	15	Harvest, Mechanical, Final, Machine, Loblolly	4	\$140.00	\$8,756.00
16 10N 8E	1	2	Site Preparation, Chemical, Broadcast, Aerial, Combination	10	\$800.00	\$0.00
16 10N 8E	1	2	Regeneration, Artificial, Plant, Hand, Loblolly	10	\$1,100.00	\$0.00
16 10N 8E	1	2	Site Preparation, Other, Burn, Hand, Debris	10	\$257.25	\$0.00
16 10N 8E	1	3	Site Preparation, Other, Burn, Hand, Debris	8	\$200.00	\$0.00
16 10N 8E	1	3	Site Preparation, Chemical, Broadcast, Aerial, Combination	8	\$640.00	\$0.00
16 10N 8E	1	3	Regeneration, Artificial, Plant, Hand, Loblolly	8	\$880.00	\$0.00
16 10N 8E	1	18	Site Preparation, Chemical, Broadcast, Aerial, Combination	10	\$828.80	\$0.00
16 10N 8E	1	18	Site Preparation, Other, Burn, Hand, Debris	10	\$259.00	\$0.00

STR	Strata	Stand	Activity	Acre	Est. Cost	Est. Revenue
16 10N 8E	1	18	Regeneration, Artificial, Plant, Hand, Loblolly	10	\$1,139.60	\$0.00
16 10N 8E	1	19	Site Preparation, Chemical, Broadcast, Aerial, Combination	4	\$345.60	\$0.00
16 10N 8E	1	19	Site Preparation, Other, Burn, Hand, Debris	4	\$108.00	\$0.00
16 10N 8E	1	19	Regeneration, Artificial, Plant, Hand, Loblolly	4	\$475.20	\$0.00
16 10N 8E	1	20	Site Preparation, Other, Burn, Hand, Debris	4	\$88.00	\$0.00
16 10N 8E	1	20	Site Preparation, Chemical, Broadcast, Aerial, Combination	4	\$281.60	\$0.00
16 10N 8E	1	20	Regeneration, Artificial, Plant, Hand, Loblolly	4	\$387.20	\$0.00
16 10N 8E	1	21	Site Preparation, Other, Burn, Hand, Debris	6	\$153.00	\$0.00
16 10N 8E	1	21	Regeneration, Artificial, Plant, Hand, Loblolly	6	\$673.20	\$0.00
16 10N 8E	1	21	Site Preparation, Chemical, Broadcast, Aerial, Combination	6	\$489.60	\$0.00
16 10N 8E	1	22	Site Preparation, Other, Burn, Hand, Debris	13	\$330.50	\$0.00
16 10N 8E	1	22	Site Preparation, Chemical, Broadcast, Aerial, Combination	13	\$1,057.60	\$0.00
16 10N 8E	1	22	Regeneration, Artificial, Plant, Hand, Loblolly	13	\$1,454.20	\$0.00
16 10N 8E	5	12	Harvest, Mechanical, Thin, Machine, Misc Hardwood	59	\$2,065.00	\$53,159.00
16 10N 9E	3	13	Harvest, Mechanical, Thin, Machine, Loblolly	31	\$1,085.00	\$6,603.00
16 11N 7E	3	1	Harvest, Mechanical, Final, Machine, Loblolly	79	\$2,765.00	\$84,925.00
16 11N 7E	4	14	Harvest, Mechanical, Final, Machine, Loblolly	80	\$2,800.00	\$82,800.00
16 11N 8E	1	2	Regeneration, Artificial, Plant, Hand, Loblolly	10	\$1,100.00	\$0.00
16 11N 8E	1	2	Site Preparation, Chemical, Broadcast, Aerial, Combination	10	\$800.00	\$0.00
16 11N 8E	1	3	Site Preparation, Chemical, Broadcast, Aerial, Combination	7	\$575.20	\$0.00
16 11N 8E	1	3	Regeneration, Artificial, Plant, Hand, Loblolly	7	\$790.90	\$0.00
16 11N 8E	1	4	Site Preparation, Chemical, Broadcast, Aerial, Combination	2	\$136.00	\$0.00
16 11N 8E	1	4	Regeneration, Artificial, Plant, Hand, Loblolly	2	\$187.00	\$0.00

STR	Strata	Stand	Activity	Acre	Est. Cost	Est. Revenue
16 11N 8E	1	5	Site Preparation, Chemical, Broadcast, Aerial, Combination	4	\$344.80	\$0.00
16 11N 8E	1	5	Regeneration, Artificial, Plant, Hand, Loblolly	4	\$474.10	\$0.00
16 11N 8E	1	7	Regeneration, Artificial, Plant, Hand, Loblolly	80	\$8,762.60	\$0.00
16 11N 8E	1	7	Site Preparation, Chemical, Broadcast, Aerial, Combination	80	\$6,372.80	\$0.00
16 11N 8E	1	11	Site Preparation, Chemical, Broadcast, Aerial, Combination	17	\$1,343.20	\$0.00
16 11N 8E	1	11	Regeneration, Artificial, Plant, Hand, Loblolly	17	\$1,846.90	\$0.00
16 11N 8E	1	14	Regeneration, Artificial, Plant, Hand, Loblolly	2	\$257.40	\$0.00
16 11N 8E	1	14	Site Preparation, Chemical, Broadcast, Aerial, Combination	2	\$187.20	\$0.00
16 11N 8E	1	15	Regeneration, Artificial, Plant, Hand, Loblolly	4	\$478.50	\$0.00
16 11N 8E	1	15	Site Preparation, Chemical, Broadcast, Aerial, Combination	4	\$348.00	\$0.00
16 11N 9E	1	11	Site Preparation, Chemical, Broadcast, Aerial, Combination	38	\$3,040.00	\$0.00
16 11N 9E	1	11	Regeneration, Artificial, Plant, Hand, Loblolly	38	\$4,180.00	\$0.00
16 11N 9E	1	12	Regeneration, Artificial, Plant, Hand, Loblolly	11	\$1,210.00	\$0.00
16 11N 9E	1	12	Site Preparation, Chemical, Broadcast, Aerial, Combination	11	\$880.00	\$0.00
16 11N 9E	1	13	Regeneration, Artificial, Plant, Hand, Loblolly	7	\$770.00	\$0.00
16 11N 9E	1	13	Site Preparation, Chemical, Broadcast, Aerial, Combination	7	\$525.60	\$0.00
16 12N 8E	3	10	Harvest, Mechanical, 2nd Thin, Machine, Loblolly	37	\$1,295.00	\$8,584.00
Yearly Totals				1.130	\$67,523.55	\$418,948.00
Grand Totals				16.173	\$776,882.35	\$3,927,466.50

Stand Activity Summary for
Leake County BOE

Filters Applied: County: Leake
 Client Class: School Trust Land
 District: East Central District
 Client: Leake County BOE
 STR:
 Activity: Harvest
 Year: 2012 Through 2021

STR	Strata	Stand	Activity	Acre	Est. Cost	Est. Revenue
2012						
16 9N 8E	2	13	Harvest, Mechanical, Final, Machine, Loblolly	58	\$870.00	\$119,306.00
16 9N 8E	3	15	Harvest, Mechanical, 1st Thin, Machine, Loblolly	72	\$1,080.00	\$22,104.00
16 9N 9E	1	2	Harvest, Mechanical, Final, Machine, Loblolly	92	\$1,380.00	\$97,745.40
16 11N 6E	2	5	Harvest, Mechanical, Final, Machine, Loblolly	13	\$195.00	\$29,835.00
16 11N 6E	2	9	Harvest, Mechanical, Final, Machine, Loblolly	45	\$675.00	\$105,255.00
16 11N 6E	2	10	Harvest, Mechanical, Final, Machine, Loblolly	14	\$210.00	\$9,338.00
Yearly Totals				294	\$4,410.00	\$383,583.40
2013						
16 9N 8E	1	14	Harvest, Mechanical, Final, Machine, Loblolly	55	\$1,925.00	\$81,455.00
16 9N 8E	6	10	Harvest, Mechanical, Final, Machine, Loblolly	21	\$735.00	\$35,511.00
16 9N 9E	2	7	Harvest, Mechanical, 1st Thin, Machine, Loblolly	46	\$1,610.00	\$7,590.00
16 9N 9E	2	9	Harvest, Mechanical, 1st Thin, Machine, Loblolly	3	\$105.00	\$495.00
16 9N 9E	2	13	Harvest, Mechanical, 1st Thin, Machine, Loblolly	75	\$2,625.00	\$16,875.00
16 10N 9E	6	15	Harvest, Mechanical, Thin, Machine, Loblolly	77	\$2,695.00	\$18,865.00
16 10N 9E	6	16	Harvest, Mechanical, Thin, Machine, Loblolly	32	\$1,120.00	\$7,200.00
16 10N 9E	6	17	Harvest, Mechanical, Thin, Machine, Loblolly	57	\$1,995.00	\$12,825.00
16 12N 6E	3	1	Harvest, Mechanical, Final, Machine, Loblolly	65	\$2,275.00	\$97,552.00
16 12N 6E	3	7	Harvest, Mechanical, Final, Machine, Loblolly	28	\$980.00	\$47,572.00

STR	Strata	Stand	Activity	Acre	Est. Cost	Est. Revenue
16 12N 8E	1	18	Harvest, Mechanical, Final, Machine, Loblolly	40	\$1,400.00	\$67,000.00
16 12N 8E	2	4	Harvest, Mechanical, 1st Thin, Machine, Loblolly	2	\$70.00	\$460.00
16 12N 8E	2	5	Harvest, Mechanical, 1st Thin, Machine, Loblolly	39	\$1,365.00	\$8,541.00
Yearly Totals				540	\$18,900.00	\$401,941.00

2014

16 9N 7E	2	5	Harvest, Mechanical, 1st Thin, Machine, Loblolly	114	\$3,990.00	\$25,650.00
16 9N 7E	2	6	Harvest, Mechanical, 1st Thin, Machine, Loblolly	1	\$35.00	\$225.00
16 9N 7E	2	7	Harvest, Mechanical, 1st Thin, Machine, Loblolly	4	\$140.00	\$900.00
16 9N 7E	2	8	Harvest, Mechanical, 1st Thin, Machine, Loblolly	63	\$2,205.00	\$14,175.00
16 9N 7E	2	10	Harvest, Mechanical, 1st Thin, Machine, Loblolly	67	\$2,345.00	\$15,075.00
16 9N 7E	2	12	Harvest, Mechanical, 1st Thin, Machine, Loblolly	7	\$245.00	\$1,575.00
16 10N 6E	3	4	Harvest, Mechanical, 1st Thin, Machine, Loblolly	38	\$1,330.00	\$17,594.00
16 10N 6E	4	2	Harvest, Mechanical, 1st Thin, Machine, Loblolly	31	\$1,085.00	\$7,285.00
16 11N 6E	2	3	Harvest, Mechanical, Final, Machine, Loblolly	103	\$3,605.00	\$185,297.00
16 11N 6E	2	6	Harvest, Mechanical, Final, Machine, Loblolly	12	\$420.00	\$18,900.00
16 11N 6E	2	7	Harvest, Mechanical, Final, Machine, Loblolly	5	\$175.00	\$8,815.00
16 11N 6E	2	10	Harvest, Mechanical, Final, Machine, Loblolly	18	\$630.00	\$7,551.00
16 11N 6E	2	11	Harvest, Mechanical, Final, Machine, Loblolly	5	\$175.00	\$3,495.00
16 11N 7E	2	11	Harvest, Mechanical, Final, Machine, Loblolly	2	\$70.00	\$788.00
16 11N 7E	2	12	Harvest, Mechanical, Final, Machine, Loblolly	4	\$140.00	\$1,576.00
16 11N 7E	2	13	Harvest, Mechanical, Final, Machine, Loblolly	1	\$24.15	\$271.86
16 11N 7E	5	16	Harvest, Mechanical, Final, Machine, Misc Pine	68	\$2,380.00	\$107,780.00
16 12N 7E	2	5	Harvest, Mechanical, Thin, Machine, Loblolly	145	\$5,075.00	\$17,400.00

STR	Strata	Stand	Activity	Acre	Est. Cost	Est. Revenue
16 10N 8E	2	27	Harvest, Mechanical, Thin, Machine, Loblolly	17	\$595.00	\$2,958.00
16 10N 9E	2	1	Harvest, Mechanical, Final, Machine, Loblolly	65	\$2,275.00	\$94,705.00
16 10N 9E	2	11	Harvest, Mechanical, Final, Machine, Misc Pine	40	\$1,400.00	\$50,120.00
16 10N 9E	7	8	Harvest, Mechanical, 2nd Thin, Machine, Loblolly	5	\$175.00	\$1,690.00
16 10N 9E	7	9	Harvest, Mechanical, 2nd Thin, Machine, Loblolly	83	\$2,905.00	\$26,020.50
16 12N 7E	4	7	Harvest, Mechanical, Thin, Machine, Loblolly	33	\$1,155.00	\$6,930.00
16 12N 7E	4	15	Harvest, Mechanical, Thin, Machine, Loblolly	39	\$1,365.00	\$7,215.00
16 12N 8E	5	1	Harvest, Mechanical, Thin, Machine, Loblolly	59	\$2,065.00	\$12,095.00
16 12N 8E	5	2	Harvest, Mechanical, Thin, Machine, Loblolly	7	\$235.55	\$1,514.25
16 12N 8E	5	3	Harvest, Mechanical, Thin, Machine, Loblolly	19	\$665.00	\$4,275.00

Yearly Totals 541 \$18,925.55 \$375,026.75

2018

16 9N 7E	1	9	Harvest, Mechanical, 2nd Thin, Machine, Loblolly	29	\$1,015.00	\$5,945.00
16 9N 7E	1	11	Harvest, Mechanical, 2nd Thin, Machine, Loblolly	6	\$210.00	\$1,230.00
16 9N 7E	1	13	Harvest, Mechanical, 2nd Thin, Machine, Loblolly	270	\$9,450.00	\$55,350.00
16 9N 7E	3	4	Harvest, Mechanical, 2nd Thin, Machine, Loblolly	28	\$980.00	\$6,860.00
16 10N 9E	1	10	Harvest, Mechanical, Final, Machine, Loblolly	7	\$245.00	\$5,586.00
16 10N 9E	2	11	Harvest, Mechanical, Final, Machine, Misc Pine	28	\$980.00	\$32,284.00
16 10N 9E	3	12	Harvest, Mechanical, Thin, Machine, Loblolly	19	\$665.00	\$3,971.00
16 11N 7E	3	1	Harvest, Mechanical, Final, Machine, Loblolly	80	\$2,800.00	\$86,400.00
16 11N 7E	4	14	Harvest, Mechanical, Final, Machine, Loblolly	80	\$2,800.00	\$84,880.00

Yearly Totals 547 \$19,145.00 \$282,506.00

2019

STR	Strata	Stand	Activity	Acre	Est. Cost	Est. Revenue
16 9N 8E	1	14	Harvest, Mechanical, Final, Machine, Loblolly	45	\$1,575.00	\$74,520.00
16 9N 8E	3	15	Harvest, Mechanical, 2nd Thin, Machine, Loblolly	72	\$2,520.00	\$29,376.00
16 10N 8E	1	3	Harvest, Mechanical, Final, Machine, Misc Hardwood	38	\$1,330.00	\$60,914.00
16 10N 8E	1	20	Harvest, Mechanical, Final, Machine, Misc Hardwood	4	\$123.20	\$5,642.56
16 11N 6E	2	3	Harvest, Mechanical, Final, Machine, Loblolly	57	\$1,995.00	\$102,543.00
16 11N 6E	2	10	Harvest, Mechanical, Final, Machine, Loblolly	17	\$595.00	\$11,339.00
16 11N 6E	2	11	Harvest, Mechanical, Final, Machine, Loblolly	10	\$350.00	\$6,990.00
16 11N 9E	3	10	Harvest, Mechanical, Thin, Machine, Loblolly	67	\$2,345.00	\$17,085.00
16 12N 8E	1	15	Harvest, Mechanical, Final, Machine, Loblolly	40	\$1,400.00	\$67,000.00
16 12N 8E	1	19	Harvest, Mechanical, Final, Machine, Loblolly	9	\$315.00	\$15,075.00

Yearly Totals

359 \$12,548.20 \$390,484.56

2020

16 9N 6E	1	8	Harvest, Mechanical, 2nd Thin, Machine, Loblolly	94	\$3,275.30	\$27,793.26
16 9N 6E	1	11	Harvest, Mechanical, 2nd Thin, Machine, Loblolly	101	\$3,535.00	\$29,997.00
16 9N 6E	1	16	Harvest, Mechanical, 2nd Thin, Machine, Loblolly	115	\$4,025.00	\$34,155.00
16 10N 8E	1	2	Harvest, Mechanical, Final, Machine, Loblolly	10	\$350.00	\$17,820.00
16 10N 8E	1	3	Harvest, Mechanical, Final, Machine, Misc Hardwood	8	\$280.00	\$12,824.00
16 10N 8E	1	18	Harvest, Mechanical, Final, Machine, Loblolly	10	\$350.00	\$16,030.00
16 10N 8E	1	19	Harvest, Mechanical, Final, Machine, Loblolly	4	\$140.00	\$6,412.00
16 10N 8E	1	21	Harvest, Mechanical, Final, Machine, Loblolly	6	\$210.00	\$6,498.00
16 10N 8E	1	22	Harvest, Mechanical, Final, Machine, Loblolly	13	\$455.00	\$20,839.00
16 11N 8E	1	2	Harvest, Mechanical, Final, Machine, Loblolly	10	\$350.00	\$9,950.00
16 11N 8E	1	3	Harvest, Mechanical, Final, Machine, Loblolly	7	\$245.00	\$6,965.00

STR	Strata	Stand	Activity	Acre	Est. Cost	Est. Revenue
16 11N 8E	1	4	Harvest, Mechanical, Final, Machine, Loblolly	2	\$70.00	\$1,858.00
16 11N 8E	1	5	Harvest, Mechanical, Final, Machine, Loblolly	4	\$140.00	\$3,716.00
16 11N 8E	1	7	Harvest, Mechanical, Final, Machine, Loblolly	80	\$2,800.00	\$83,920.00
16 11N 8E	1	11	Harvest, Mechanical, Final, Machine, Loblolly	17	\$595.00	\$15,793.00
16 11N 8E	1	14	Harvest, Mechanical, Final, Machine, Loblolly	2	\$70.00	\$1,990.00
16 11N 8E	1	15	Harvest, Mechanical, Final, Machine, Loblolly	4	\$140.00	\$4,940.00
16 11N 9E	1	11	Harvest, Mechanical, Final, Machine, Loblolly	38	\$1,330.00	\$54,910.00
16 11N 9E	1	12	Harvest, Mechanical, Final, Machine, Loblolly	11	\$385.00	\$16,049.00
16 11N 9E	1	13	Harvest, Mechanical, Final, Machine, Loblolly	7	\$245.00	\$11,095.00
16 12N 9E	2	4	Harvest, Mechanical, 1st Thin, Machine, Loblolly	81	\$2,825.20	\$9,686.40
16 12N 9E	2	5	Harvest, Mechanical, 1st Thin, Machine, Loblolly	10	\$350.00	\$1,200.00
16 12N 9E	2	6	Harvest, Mechanical, 1st Thin, Machine, Loblolly	159	\$5,565.00	\$19,080.00
16 12N 9E	2	10	Harvest, Mechanical, 1st Thin, Machine, Loblolly	8	\$290.15	\$994.80
16 12N 9E	2	14	Harvest, Mechanical, 1st Thin, Machine, Loblolly	81	\$2,835.00	\$9,720.00
16 12N 9E	2	15	Harvest, Mechanical, 1st Thin, Machine, Loblolly	2	\$78.75	\$270.00
16 12N 9E	3	8	Harvest, Mechanical, 1st Thin, Machine, Loblolly	61	\$2,135.00	\$8,540.00
16 12N 9E	3	11	Harvest, Mechanical, 1st Thin, Machine, Loblolly	92	\$3,220.00	\$11,040.00

Yearly Totals

1.037

\$36,289.40

\$444,085.46

2021

16 9N 7E	2	5	Harvest, Mechanical, 2nd Thin, Machine, Loblolly	114	\$3,990.00	\$26,106.00
16 9N 7E	2	6	Harvest, Mechanical, 2nd Thin, Machine, Loblolly	1	\$35.00	\$229.00
16 9N 7E	2	7	Harvest, Mechanical, 2nd Thin, Machine, Loblolly	4	\$140.00	\$884.00
16 9N 7E	2	8	Harvest, Mechanical, 2nd Thin, Machine, Loblolly	63	\$2,205.00	\$13,923.00

STR	Strata	Stand	Activity	Acre	Est. Cost	Est. Revenue
16 9N 7E	2	10	Harvest, Mechanical, 2nd Thin, Machine, Loblolly	67	\$2,345.00	\$14,807.00
16 9N 7E	2	12	Harvest, Mechanical, 2nd Thin, Machine, Loblolly	7	\$245.00	\$1,547.00
16 9N 9E	1	2	Harvest, Mechanical, Final, Machine, Loblolly	45	\$1,575.00	\$98,505.00
16 9N 9E	1	10	Harvest, Mechanical, Final, Machine, Loblolly	8	\$280.00	\$18,120.00
16 9N 9E	1	15	Harvest, Mechanical, Final, Machine, Loblolly	4	\$140.00	\$8,756.00
16 10N 8E	5	12	Harvest, Mechanical, Thin, Machine, Misc Hardwood	59	\$2,065.00	\$53,159.00
16 10N 9E	3	13	Harvest, Mechanical, Thin, Machine, Loblolly	31	\$1,085.00	\$6,603.00
16 11N 7E	3	1	Harvest, Mechanical, Final, Machine, Loblolly	79	\$2,765.00	\$84,925.00
16 11N 7E	4	14	Harvest, Mechanical, Final, Machine, Loblolly	80	\$2,800.00	\$82,800.00
16 12N 8E	3	10	Harvest, Mechanical, 2nd Thin, Machine, Loblolly	37	\$1,295.00	\$8,584.00
Yearly Totals				599	\$20,965.00	\$418,948.00
Grand Totals				5.567	\$188,951.00	\$3,927,466.50

Property Activities Report

Filters Applied: County: Leake
 Client Class: School Trust Land
 District: East Central District
 Client: Leake County BOE
 STR:
 Year: 2012 Through 2021

Client Name	Plan Year	STR	Act. Name	Method	Practice	Application	Est. Cost	Act. Object	Est. Miles
Leake County BOE									
2012									
16 9N 7E									
Property Activities									
				Maintain	Paint	Hand	\$642.00	Property Boundary	4.053
Totals							\$642.00		4.053
16 10N 7E									
Property Activities									
				Maintain	Paint	Hand	\$532.22	Property Boundary	5.04
Totals							\$532.22		5.04
16 11N 7E									
Property Activities									
				Maintain	Paint	Hand	\$421.45	Property Boundary	3.991
Totals							\$421.45		3.991
16 12N 7E									
Property Activities									
				Maintain	Paint	Hand	\$428.21	Property Boundary	4.055
Totals							\$428.21		4.055
Summary for 'PlanYear' = 2012									
Totals							\$2,023.88		17.139

2013

16 9N 6E

Client Name	Plan Year	STR	Act. Name	Method	Practice	Application	Est. Cost	Act. Object	Est. Miles
			Property Activities						
				Maintain	Paint	Hand	\$1,086.25	Property Boundary	4.026
						Totals	\$1,086.25		4.026
		16 10N 6E	Property Activities						
				Maintain	Paint	Hand	\$1,090.29	Property Boundary	4.041
						Totals	\$1,090.29		4.041
		16 11N 6E	Property Activities						
				Maintain	Paint	Hand	\$1,095.15	Property Boundary	4.059
						Totals	\$1,095.15		4.059
		16 12N 6E	Property Activities						
				Maintain	Paint	Hand	\$1,089.48	Property Boundary	4.038
						Totals	\$1,089.48		4.038
						Summary for 'PlanYear' = 2013			
						Totals	\$4,361.18		16.164
	2014								
		16 9N 9E	Property Activities						
				Maintain	Paint	Hand	\$1,084.36	Property Boundary	4.019
						Totals	\$1,084.36		4.019
		16 10N 9E	Property Activities						
				Maintain	Paint	Hand	\$1,085.98	Property Boundary	4.025
						Totals	\$1,085.98		4.025
		16 11N 9E							

Client Name	Plan Year	STR	Act. Name	Method	Practice	Application	Est. Cost	Act. Object	Est. Miles
			Property Activities						
				Maintain	Paint	Hand	\$1,084.63	Property Boundary	4.02
						Totals	\$1,084.63		4.02
		16 12N 9E	Property Activities						
				Maintain	Paint	Hand	\$1,078.96	Property Boundary	3.999
						Totals	\$1,078.96		3.999
						Summary for 'PlanYear' = 2014			
						Totals	\$4,333.93		16.063
	2015								
		16 9N 8E	Property Activities						
				Maintain	Paint	Hand	\$1,079.23	Property Boundary	4
						Totals	\$1,079.23		4
		16 10N 8E	Property Activities						
				Maintain	Paint	Hand	\$1,077.88	Property Boundary	3.995
						Totals	\$1,077.88		3.995
		16 11N 8E	Property Activities						
				Maintain	Paint	Hand	\$1,088.41	Property Boundary	4.034
						Totals	\$1,088.41		4.034
		16 12N 8E	Property Activities						
				Maintain	Paint	Hand	\$1,080.31	Property Boundary	4.004
						Totals	\$1,080.31		4.004

Client Name	Plan Year	STR	Act. Name	Method	Practice	Application	Est. Cost	Act. Object	Est. Miles
							Summary for 'PlanYear' = 2015		
							Totals	\$4,325.83	16.033
	2016								
		16 9N 7E							
			Property Activities						
				Maintain	Paint	Hand	\$1,093.53	Property Boundary	4.053
							Totals	\$1,093.53	4.053
		16 10N 7E							
			Property Activities						
				Maintain	Paint	Hand	\$1,359.83	Property Boundary	5.04
							Totals	\$1,359.83	5.04
		16 11N 7E							
			Property Activities						
				Maintain	Paint	Hand	\$1,076.80	Property Boundary	3.991
							Totals	\$1,076.80	3.991
		16 12N 7E							
			Property Activities						
				Maintain	Paint	Hand	\$1,094.07	Property Boundary	4.055
							Totals	\$1,094.07	4.055
							Summary for 'PlanYear' = 2016		
							Totals	\$4,624.24	17.139
	2017								
		16 9N 6E							
			Property Activities						
				Maintain	Paint	Hand	\$1,086.25	Property Boundary	4.026
							Totals	\$1,086.25	4.026
		16 10N 6E							

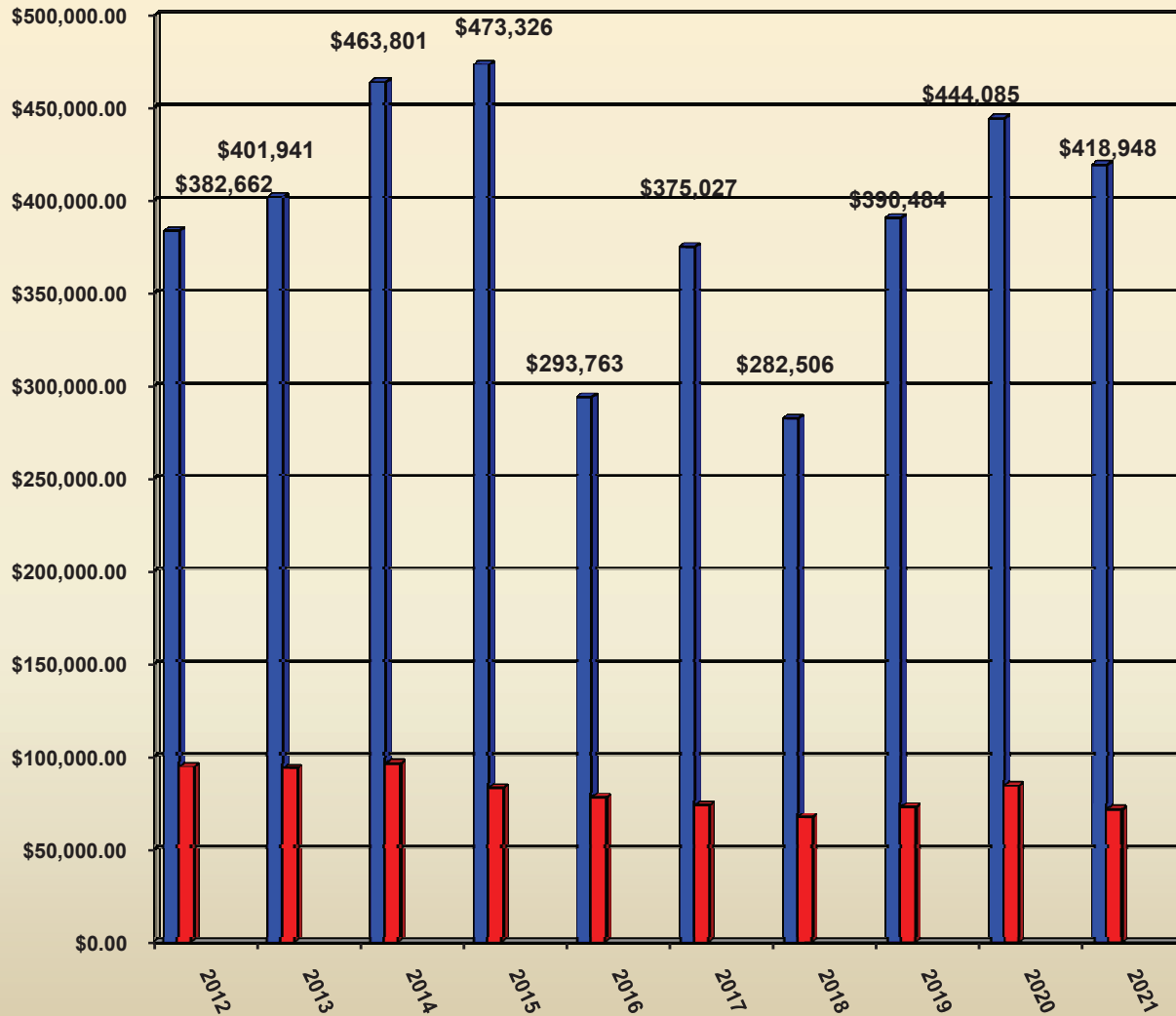
Client Name	Plan Year	STR	Act. Name	Method	Practice	Application	Est. Cost	Act. Object	Est. Miles
			Property Activities						
				Maintain	Paint	Hand	\$1,090.29	Property Boundary	4.041
					Totals		\$1,090.29		4.041
		16 11N 6E	Property Activities						
				Maintain	Paint	Hand	\$1,095.15	Property Boundary	4.059
					Totals		\$1,095.15		4.059
		16 12N 6E	Property Activities						
				Maintain	Paint	Hand	\$1,089.48	Property Boundary	4.038
					Totals		\$1,089.48		4.038
					Summary for 'PlanYear' = 2017				
					Totals		\$4,361.18		16.164
	2018								
		16 9N 9E	Property Activities						
				Maintain	Paint	Hand	\$1,084.36	Property Boundary	4.019
					Totals		\$1,084.36		4.019
		16 10N 9E	Property Activities						
				Maintain	Paint	Hand	\$1,085.98	Property Boundary	4.025
					Totals		\$1,085.98		4.025
		16 11N 9E	Property Activities						
				Maintain	Paint	Hand	\$1,084.63	Property Boundary	4.02
					Totals		\$1,084.63		4.02
		16 12N 9E							

Client Name	Plan Year	STR	Act. Name	Method	Practice	Application	Est. Cost	Act. Object	Est. Miles
			Property Activities						
				Maintain	Paint	Hand	\$1,078.96	Property Boundary	3.999
					Totals		\$1,078.96		3.999
					Summary for 'PlanYear' = 2018				
					Totals		\$4,333.93		16.063
	2019								
		16 9N 8E	Property Activities						
				Maintain	Paint	Hand	\$1,079.23	Property Boundary	4
					Totals		\$1,079.23		4
		16 10N 8E	Property Activities						
				Maintain	Paint	Hand	\$1,077.88	Property Boundary	3.995
					Totals		\$1,077.88		3.995
		16 11N 8E	Property Activities						
				Maintain	Paint	Hand	\$1,088.41	Property Boundary	4.034
					Totals		\$1,088.41		4.034
		16 12N 8E	Property Activities						
				Maintain	Paint	Hand	\$1,080.31	Property Boundary	4.004
					Totals		\$1,080.31		4.004
					Summary for 'PlanYear' = 2019				
					Totals		\$4,325.83		16.033
	2020								
		16 9N 7E	Property Activities						

Client Name	Plan Year	STR	Act. Name	Method	Practice	Application	Est. Cost	Act. Object	Est. Miles
				Maintain	Paint	Hand	\$1,093.53	Property Boundary	4.053
						Totals	\$1,093.53		4.053
		16 10N 7E							
			Property Activities						
				Maintain	Paint	Hand	\$1,359.83	Property Boundary	5.04
						Totals	\$1,359.83		5.04
		16 11N 7E							
			Property Activities						
				Maintain	Paint	Hand	\$1,076.80	Property Boundary	3.991
						Totals	\$1,076.80		3.991
		16 12N 7E							
			Property Activities						
				Maintain	Paint	Hand	\$1,094.07	Property Boundary	4.055
						Totals	\$1,094.07		4.055
						Summary for 'PlanYear' = 2020			
						Totals	\$4,624.24		17.139
	2021								
		16 9N 6E							
			Property Activities						
				Maintain	Paint	Hand	\$1,086.25	Property Boundary	4.026
						Totals	\$1,086.25		4.026
		16 10N 6E							
			Property Activities						
				Maintain	Paint	Hand	\$1,090.29	Property Boundary	4.041
						Totals	\$1,090.29		4.041
		16 11N 6E							
			Property Activities						

Client Name	Plan Year	STR	Act. Name	Method	Practice	Application	Est. Cost	Act. Object	Est. Miles
				Maintain	Paint	Hand	\$1,095.15	Property Boundary	4.059
							Totals	\$1,095.15	4.059
16 12N 6E									
Property Activities									
				Maintain	Paint	Hand	\$1,089.48	Property Boundary	4.038
							Totals	\$1,089.48	4.038
Summary for 'PlanYear' = 2021									
							Totals	\$4,361.18	16.164
Summary for Leake County BOE									
							Totals	\$41,675.40	164.101
Grand Totals							\$41,675.40	164.10	

LEAKE COUNTY REVENUE – EXPENSES 2012-2021



■ REVENUE
■ EXPENSE

These are estimated Revenue and Expenses

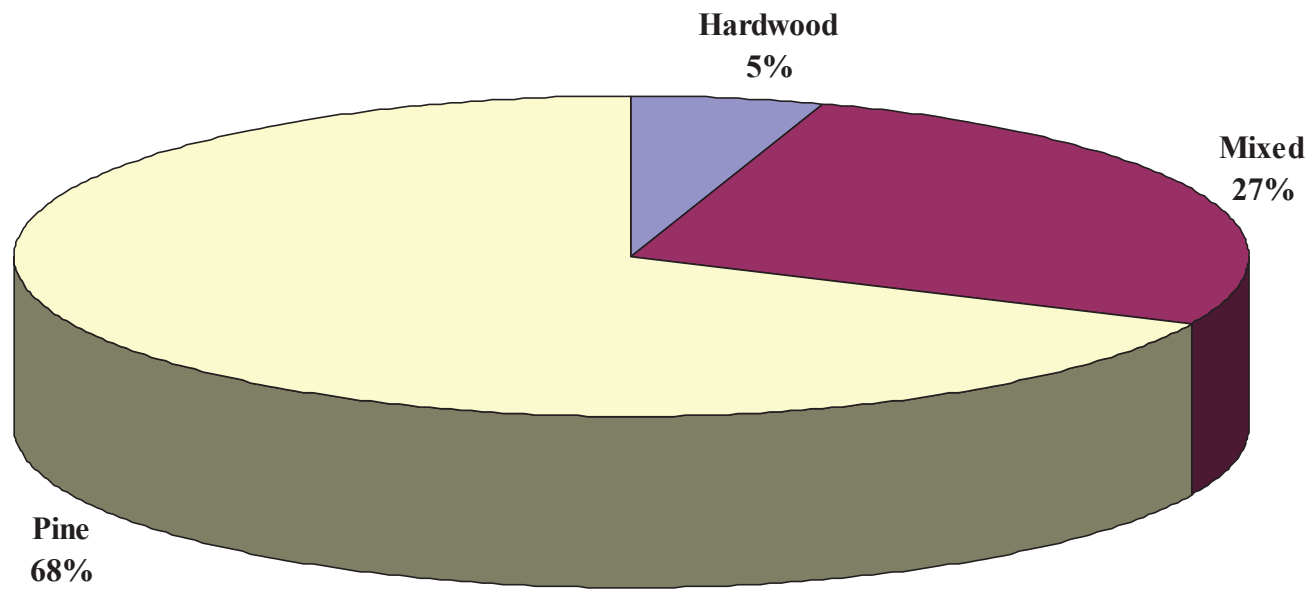
Filters Applied:

County: Leake
Client Class: School Trust Land

District: East Central District
Client: Leake County BOE

STR:

Broad Cover Type Distribution



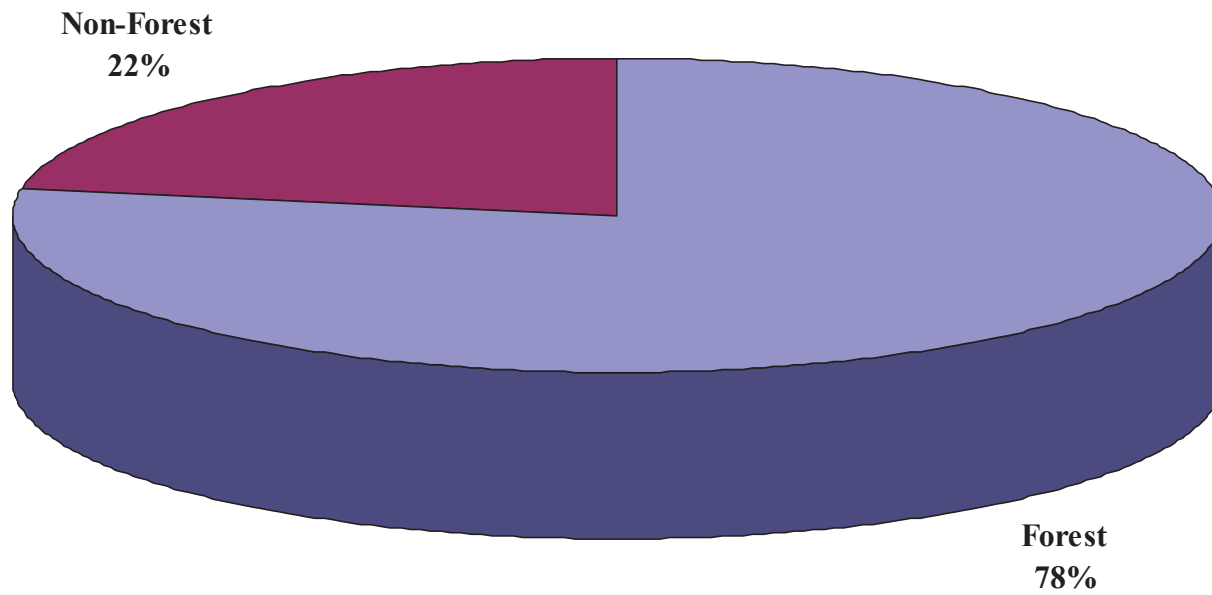
Filters Applied:

County: Leake
Client Class: School Trust Land

District: East Central District
Client: Leake County BOE

STR:

Land Use Distribution



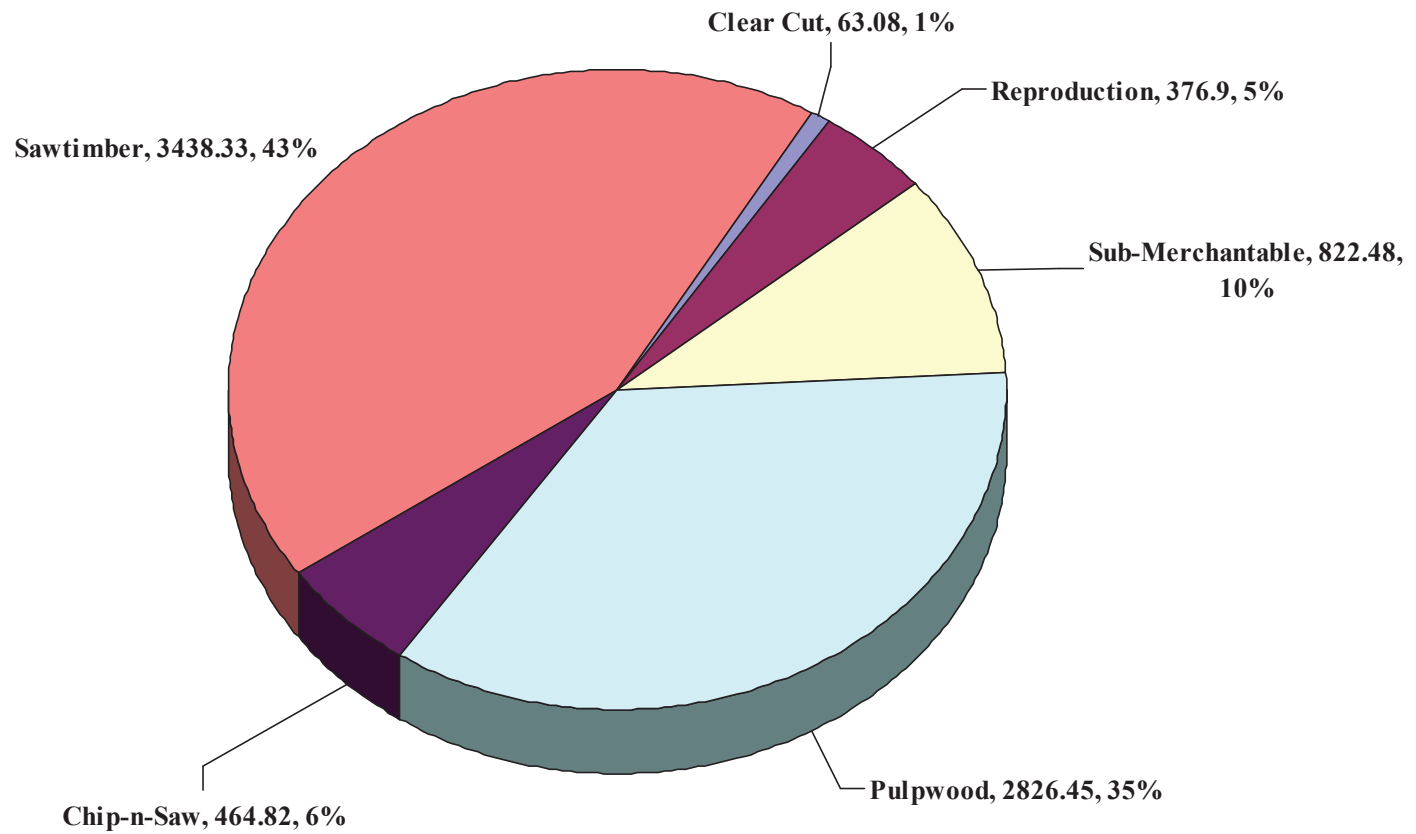
Filters Applied:

County: Leake
Client Class: School Trust Land

District: East Central District
Client: Leake County BOE

STR:

Forested Stands Class Distribution by Acres



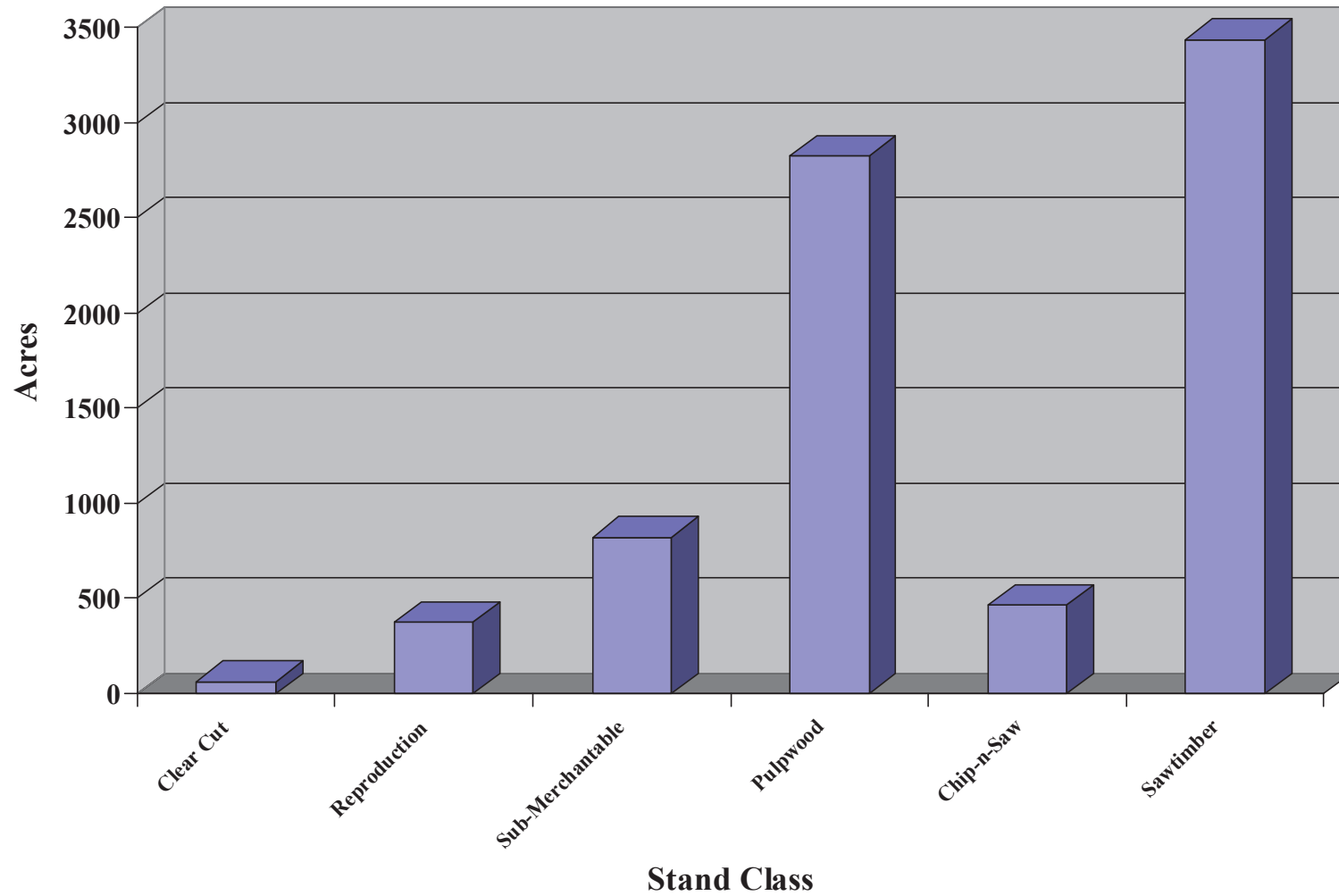
Filters Applied: County: Leake
District: East Central District

Client: Leake County BOE
STR:

Broad Cover Type:
Client Class: School Trust Land

Stand Age: Through

Forested Stands Graph



Filters Applied: County: Leake
District: East Central District

Client: Leake County BOE
STR:

Broad Cover Type:
Client Class: School Trust Land

Stand Age: Through

Age Distribution Graph

